

Global Equity

Risk Score: ●●●●○

Fountainhead Partnerships Fund

Cayman Fund | August 2024

This Fact Sheet is a summary of the terms and conditions of the strategy. This Fact Sheet does not constitute an agreement, offer, solicitation of an offer, or a commitment to underwrite, arrange, lend, or enter into any transaction. It is not meant to be all-inclusive of the terms and conditions of this transaction.

Only "Accredited Investors" and/or "Professional Investors" as defined in our Fund's relevant offering materials may subscribe for or hold Participating Shares in the Conduit Group Investment Products. "Accredited Investors" must meet the requirements as defined in the Securities and Futures Act (Chapter 289) of Singapore.

Overview

The investment objective of the Fund is to achieve long term capital appreciation primarily through investing in global equities utilising a long-short strategy with market risk hedging. The Fund may also invest in other asset classes to achieve the investment objective.

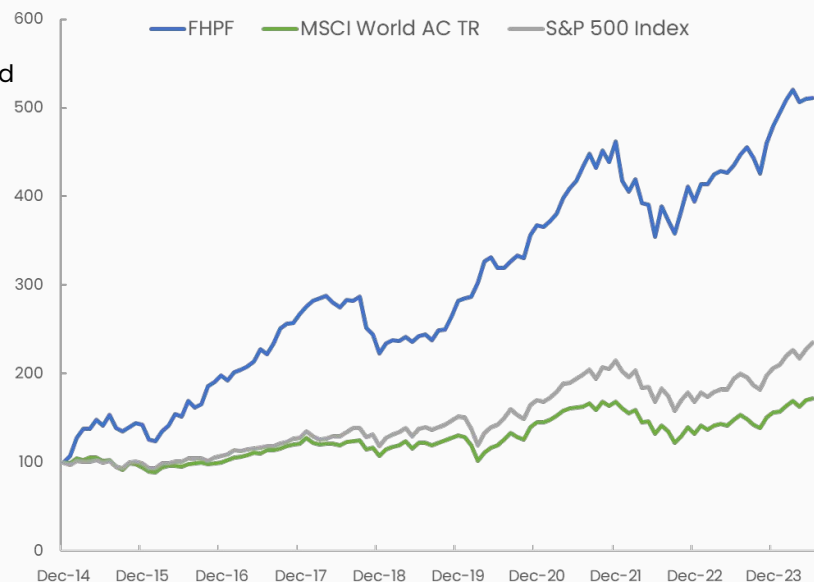
Strategy

The Fund's strategy focuses on identifying and capitalising on secular long-term trends, such as the aging population, evolving consumption patterns, and advancements in automation. We allocate capital towards these themes with a commitment to superior returns over the cycle.

General Terms

• Fund	Fountainhead Partnerships Fund
• Fund Manager	Conduit Asset Management Pte Ltd
• Investment Focus	Equity Hedge
• Sector Focus	Global
• Target Return	10% - 12%
• Management Fee	1.5%
• Performance Fee	15%
• Minimum Subscription	USD \$100,000
• Sub/Redemption	Monthly
• Auditor	PWC
• Custodian and Broker	Julius Baer
• Administrator	Vistra International
• Fund Structure	Open-Ended Cayman Fund
• ISIN	KYG3660R1I66

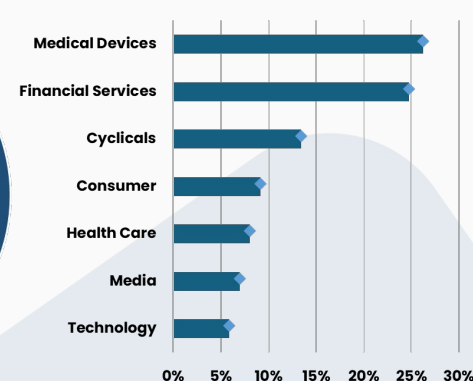
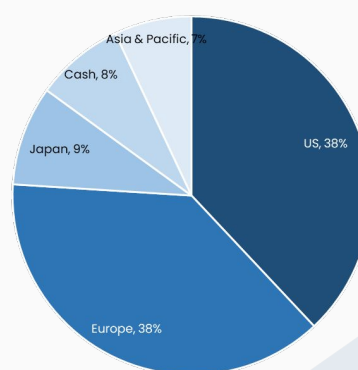
Relative Performance



Portfolio Ratios (as of Jun 30, 2024)

	FHPF	MSCI	S&P500
Annualized Volatility	17%	15%	16%
Annualized Return	19%	9%	11%
Sharpe Ratio	0.87	0.34	0.43
Sortino Ratio	1.14	0.41	0.52
Max Drawdown	-23%	-26%	-25%

Geographic Exposure & Sector Exposure



Performance History

	Jan	Feb	Mar	Apr	May	Jun	Jul	Aug	Sep	Oct	Nov	Dec	YTD
2024	3.00%	3.00%	2.20%	-2.70%	0.80%	0.20%	1.20%	0.50%					8.37%
2023	4.80%	0.08%	2.62%	0.87%	-0.53%	2.11%	2.82%	1.70%	-2.66%	-3.88%	8.00%	4.30%	21.53%
2022	-9.60%	-3.00%	3.43%	-6.27%	-0.60%	-9.20%	9.70%	-4.00%	-4.00%	7.20%	7.00%	-4.00%	-14.58%
2021	-0.65%	1.85%	2.21%	4.75%	2.60%	2.14%	3.86%	3.40%	-3.60%	4.60%	-2.92%	5.31%	25.69%
2020	1.00%	0.50%	5.60%	7.90%	1.40%	-3.68%	-0.02%	2.31%	1.96%	-0.65%	7.65%	3.32%	30.18%
2019	5.09%	1.74%	-0.42%	1.84%	-2.23%	2.74%	0.75%	-2.63%	4.49%	0.40%	6.20%	6.60%	26.90%
2018	3.31%	2.10%	1.20%	1.00%	-2.78%	-1.84%	2.87%	-0.12%	1.40%	-12.00%	-2.98%	-9.00%	-16.72%
2017	-2.78%	5.10%	1.35%	1.60%	2.70%	6.53%	-2.60%	5.70%	7.14%	2.00%	0.40%	3.94%	35.15%
2016	-11.47%	-1.50%	8.53%	5.40%	9.00%	-1.95%	11.40%	-4.30%	2.34%	12.40%	2.30%	4.04%	39.16%
2015	7.60%	18.30%	8.13%	0.20%	7.40%	-4.44%	8.40%	-9.70%	-2.74%	3.90%	2.90%	-1.35%	42.13%

Disclaimer: The contents of this document have been prepared by the Conduit Asset Management Pte. Ltd. ("CAM") for informational purposes only. The information contained in this document does not constitute or contain any type of advice, and neither our document of such information nor your receipt of it will create a comment or legal relationship. Consequently, you should not act or rely upon the information contained in this document without seeking professional counsel. This document does not constitute tax, legal or professional advice. CAM is the owner of all copyright and other rights in and to all copyrightable text and graphics on this document. Your company or its representatives may lawfully use this teaser for its own, non-commercial purposes, by displaying this copyright notice. Any other reproduction, copying, distribution, retransmission or modification of all or any parts of this document is strictly prohibited without the express prior written permission of CAM. The contents of this document and any associated Private Placement Memorandum have not been reviewed or authorized by the Monetary Authority of Singapore, or any regulatory authority elsewhere. Datasource from Fountainhead Partners.